

Frontiersmen Camping Fellowship

Buckskin Workbook



Revised May 2008

Prepared by the Royal Rangers Executive FCF Committee

Table of Contents

INTRODUCTION	3
WORKBOOK COMPLETION REQUIREMENTS	3
BUCKSKIN CANDIDATE INFORMATION.....	4
BUCKSKIN REQUIREMENTS	5
THE HISTORY OF FCF	6
THE PURPOSES OF FCF	7
THE FCF MOTTO	7
THE FCF SYMBOL.....	7
THE FCF PLEDGE.....	7
FCF ORGANIZATIONAL STRUCTURE	8
DUTIES OF FCF OFFICERS	9
FCF NAME	12
FRONTIER SKILL - TRADE.....	13
FCF TOTEM	14
FCF OUTFITS.....	15
THE FCF OUTFIT	15
BUCKSKIN TESTING – OUTFIT EVALUATION FORM.....	16
SAFETY PRECAUTIONS.....	18
TRAPPER'S BRIGADE.....	19
RECALLING THE FCF PLEDGE	21
RECALLING THE FCF SYMBOL	21
RECALLING THE PURPOSES OF FCF	22
APPLYING THE SPIRIT OF FCF	23
KNOWING THE FCF ORGANIZATIONAL STRUCTURE.....	24
PREPARING FOR BUCKSKIN ADVANCEMENT TESTING.....	26
APPLICATION FOR BUCKSKIN TESTING	29
THE BUCKSKIN CEREMONY.....	31
POST CEREMONIAL OBLIGATIONS AND PRIVILEGES	31
PREPARING FOR WILDERNESS	32

This workbook has been prepared by the National Royal Rangers ministry and is for use by members of the Frontiersmen Camping Fellowship. The contents may not be altered without approval of the National FCF Executive Committee. Consent is given to copy and distribute this document for the purpose of advancement and training in the Frontiersmen Camping Fellowship. Submissions for corrections or requests for changes should be made to the current Territorial Representative for your area. Please visit www.nationalfcf.com to determine the FCF Territorial Representative for your area.

INTRODUCTION

The early frontiersmen shed the comforts of the city to explore and fearlessly lead others into the great unknown wilderness. Buckskin candidates choose to begin a similar journey that will lead them to spiritual growth and a greater commitment of service to others. Along the journey the clothes of the frontiersmen became tattered by the demands of their rugged new life. Buckskin replaced cloth and furs became their head covering. Just as it was a mark of change for the frontiersman, the first advancement level in the Frontiersmen Camping Fellowship is called “Buckskin”.

The time period for the frontiersman began when the first settlers arrived in the new world and continued into the late 1800's. The period of history that is portrayed in outfits and accoutrements within the Frontiersmen Camping Fellowship is from the mid 1700's through approximately 1840, just after the “Last Great Rendezvous”. The frontiersman was a hearty, loyal individual who did not rely on someone else or leave things to chance. The wilderness frontiersman often lived off the land and learned to eat what was available to him. His cooking gear was a tin cup or corn boiler and maybe a tin skillet if such luxury permitted. He carried a canteen or gourd with a limited water supply and learned quickly how to ration his water. His shelter was a linseed soaked canvas fly called a fish cloth, a simple blanket bedroll and whatever he could make from natural materials to protect him from the elements. The frontiersman was an able-bodied man that planned for his survival.

During advancement to Buckskin, candidates decide the type of frontiersman, the region, and specific years that their character will represent. Outfits and equipment should reflect what was appropriate for the selected character such as; mountain man, long hunter, plains settler, voyageur, Courier des Bois, professional, soldier (no Civil War uniforms) or other authentic period representation. Candidates should be able to describe the daily life of the character portrayed. This should include what his occupation was, those he would interact with, how he traveled and other related historical background. The persona of his chosen character should be developed and assumed with as much accuracy as possible.

WORKBOOK COMPLETION REQUIREMENTS

The Buckskin Workbook has been written to help Frontiersmen prepare for the duties, responsibilities and privileges of a Buckskin member in your FCF chapter. It is to be used by all FCF Chapters as a uniform standard of teaching and testing for candidates advancing to the level of Buckskin. It will raise the proficiency level of the FCF Frontiersmen and provide basic understanding of many of the skills needed when advancing to Wilderness member level. After completion of this workbook you will be eligible to participate in Buckskin Advancement Testing. Buckskin Advancement Testing is typically held at a Chapter trace. It is designed to give the Frontiersmen instruction in primitive skills necessary to score the required points for advancement to Buckskin. Candidates are challenged to demonstrate what they have learned through this workbook and from the instruction received during Buckskin Advancement Testing. A Buckskin Advancement Test packet is included in this workbook to give you a preview of the skills needed during testing. Use the packet to prepare your skills to the level of proficiency that will ensure you earn enough points to achieve Buckskin.

Candidates must complete this workbook to participate in Buckskin Advancement Testing. The workbook is all open book and answers for each section can be found in this Buckskin Workbook, the FCF Handbook or on the National Royal Rangers and FCF Websites. When completing the section on Organizational Structure, you will need to contact your FCF Chapter to obtain the names of current officers. As you complete the Buckskin Workbook, you will be shown the vision of the FCF and its role as a service organization in Royal Rangers.

Reference Information

Frontiersmen Camping Fellowship Handbook

Purchase from Gospel Publishing House, 1445 Booneville Avenue, Springfield, MO 65802

www.royalrangers.ag.org

www.nationalfcf.com

BUCKSKIN CANDIDATE INFORMATION

Name _____ Date _____

Chapter _____ Outpost _____

1. List the date and location of the Frontier Adventure when you became an FCF member.

Date: _____ Location _____

2. List the Frontier Adventure you participated in as an FCF member.

Date: _____ Location _____

3. List the following:

Young buck: The date you earned the Bronze Medal _____ or the date you earned one Expedition Ranger Medal _____.

Old timer: The date you earned the Leader's Medal of Achievement _____.

Name of the boy you sponsored into the FCF _____.

Both Young buck and Old timer:

List the dates you earned or taught the following merit awards.

Church: _____

Knife & Hawk: _____

Black Powder: _____

OR

Archery: _____





BUCKSKIN REQUIREMENTS

Both Boys and Leaders

Review the following requirements to determine if you have completed the prerequisites for advancement to Bucks skin.

Earn the following Merit Awards:



Church

AND



Knife & Hawk

PLUS



Black Powder

OR



Archery

- Participate in at least one Frontier Adventure after becoming a Frontiersmen member
- Make or purchase a complete FCF outfit
- Recite from memory the FCF Pledge
- Explain the meaning of the FCF Symbol
- State the Spirit and Purpose of FCF
- Make an FCF identification staff
- Select a frontier-related craft or skill to develop
- Select an FCF name
- Complete the Bucks skin Workbook
- Be an active member in good standing for at least one year.
- FCF members are required to pay annual dues and attend at least one (1) FCF Chapter event per year.

Boys Only

- Earn the Bronze Medal or one Expedition Ranger Medal.

Leaders Only

- Sponsor a boy into FCF
- Earn the Leader's Medal of Achievement.

Both Leaders and Boys

After earning the additional three required merits and completing your application, complete the Bucks skin Workbook. After successfully completing the Bucks skin Advancement Testing you will be awarded your Bucks skin pin.

THE HISTORY OF FCF

Advancement to Buckskin will prepare you to become a better representative of the Frontiersmen Camping Fellowship. You will be called upon to tell others about the history and purpose of the ministry. Study the following section to develop an understanding of the history and purpose of FCF.

The Frontiersmen Camping Fellowship (FCF, originally called Frontiersmen Camping Fraternity) was founded during the summer of 1966. For some time prior to this date, the National Commander, Johnnie Barnes, had felt the need for a special honor society to give recognition to older boys and men who had distinguished themselves in advancement, training, and camping.

The early American frontiersman was an excellent example of man's ability to adapt to the outdoors and the wilderness. His achievements were also an example of courage and determination. The National Royal Rangers Office, therefore, made the decision to base this fellowship on the lore and traditions of these early frontiersmen.

The first FCF chapter was organized in the Southern California District on July 8, 1966. High in the San Bernardino Mountains, in a clearing surrounded by gigantic Sequoia trees, a large group of Royal Rangers sat around a blazing campfire. As they waited, a feeling of mystery and expectancy filled the air. Suddenly, the blast of a hunter's horn shattered the night's stillness and echoed through the trees. National Commander Johnnie Barnes stepped into the firelight dressed in a buckskin outfit and a coonskin cap. As he began to explain the new FCF program, a hum of excitement rose above the sound of the crackling campfire. Assisted by two District leaders, Ron Halvorson and Rob Reid, these men proceeded with the first FCF call out. A call out was the act of calling out the names of Royal Ranger boys and men to be initiated into the FCF.

After pledging to endure a time of testing, the candidates were led away to a mountaintop for an all-night initiation. The initiations were designed to test obedience, trust and bravery. Later, as the new members (five boys and five men) were officially inducted into the fellowship at the final friendship fire, they sensed that this ceremony was a milestone in Royal Rangers history.

This exciting and unique fellowship has captured the imaginations of boys and men everywhere. There is now an FCF Chapter in every District within the United States. The ideals of FCF have even started to take hold in other parts of the world. There are countries that have decided to create their own concept of frontier fellowship and encourage greater service to others through the Royal Rangers ministry in their region of the world.

THE PURPOSES OF FCF

1. To give recognition to boys and men who have shown exceptional interest and outstanding achievement in the Royal Rangers program and in Royal Rangers campcraft
2. To build a brotherhood of top-notch boys and men over the years who will continue to be Royal Rangers program and camping enthusiasts
3. To emphasize the importance of involvement in the advancement program, development of campcraft skills, and completion of the leadership training programs
4. To develop a corps of top-notch Royal Rangers who will strive to be the very best in Christian example and leadership
5. To encourage the boys and men of Royal Rangers to always prefer others above themselves and to let their leadership be by example
6. To show a spirit of servanthood, willing to give of time and energy above and beyond what is expected for Royal Rangers

THE FCF MOTTO

To Give and to Serve (Latin - Ad Dare Servire)

THE FCF SYMBOL

The blazing campfire is the official symbol of FCF. The campfire provided the early frontiersman with light and warmth and was essential for cooking. It was used for other vital needs as well.

The blazing campfire, therefore, symbolizes the spirit of FCF, which is (1) Christian love (warmth), (2) personal witness (light), and (3) dedicated service (usefulness). There are five logs around the fire. They represent the five things needed to keep the spirit of FCF alive. They are (1) courage, (2) achievement, (3) friendship, (4) leadership, and (5) woodsmanship.



THE FCF PLEDGE

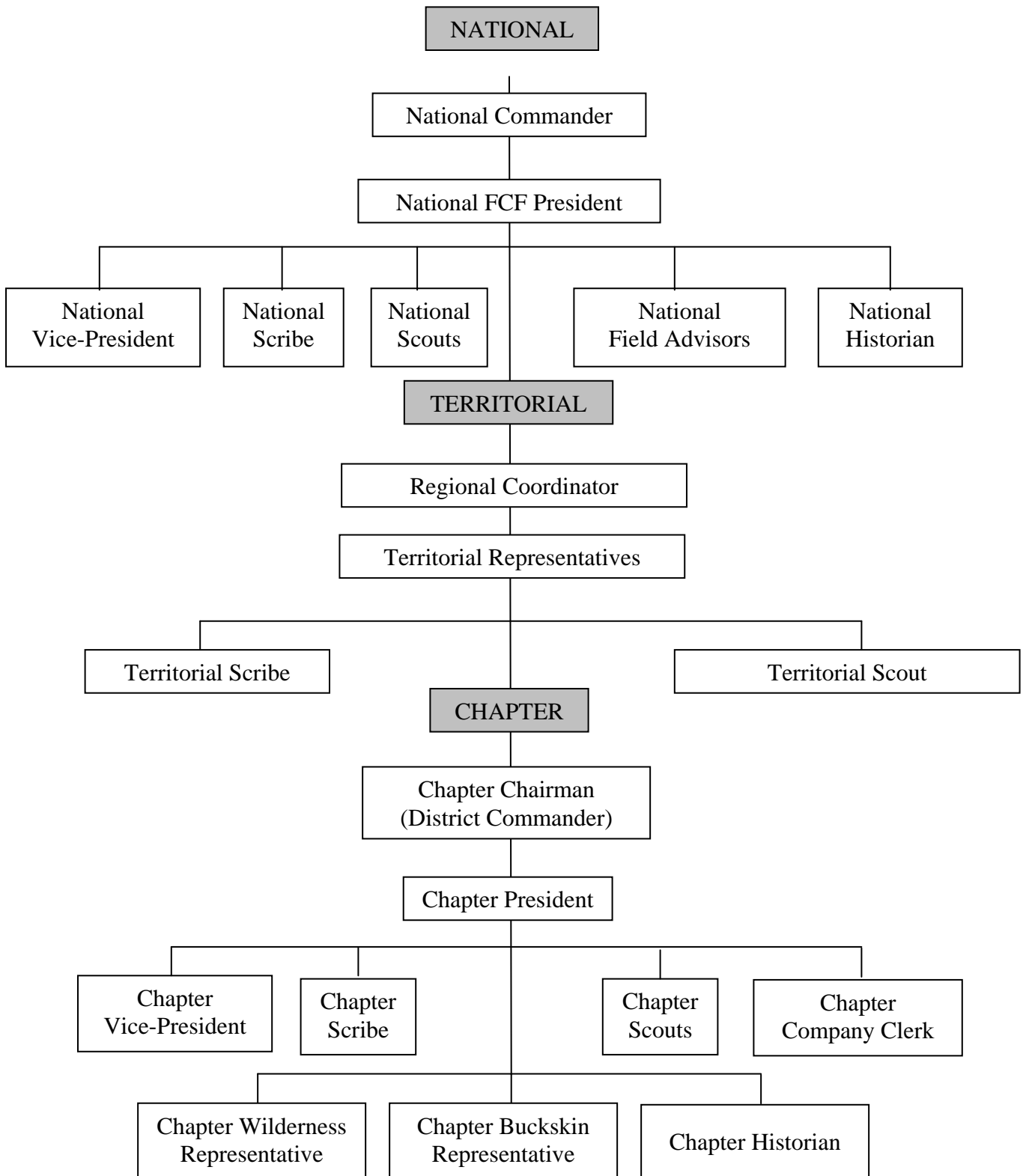
I share with you the warmth and glow of this campfire.

These crimson flames are a symbol of our fellowship and adventures in camping.

I promise to share with you the warmth of Christian friendship
and with others the light of my Christian testimony.

I promise to keep alive the spirit of FCF in my personal life
and to observe at all times the principles of Royal Rangers.

FCF ORGANIZATIONAL STRUCTURE



DUTIES OF FCF OFFICERS

NATIONAL ROYAL RANGERS COMMANDER: As the chief administrative officer for the National Royal Rangers ministries, the National Commander is the senior officer in the fellowship. He serves as the National Chairman of the FCF. As such, he chairs all National FCF Executive Committee meetings. He approves the appointments of the National FCF staff and the Territorial Representatives.

NATIONAL FCF PRESIDENT: He is responsible for the development of the FCF ministry of Royal Rangers. He will plan, coordinate and execute a National Rendezvous every four years. He has the responsibility of training the Territorial Representatives and encouraging them in carrying out their responsibilities. He is the acting chairman of the National FCF Committee in the absence of the National Commander. He appoints National FCF Staff and approves Territorial FCF officers when necessary. He wears a double gold star insignia.

NATIONAL FCF VICE-PRESIDENT: The National Vice-President is responsible for assisting the National President in carrying out his duties. He will assume the duties of the National President in his absence. He is a member of the National FCF Committee. He wears the gold star insignia.

NATIONAL FCF SCRIBE: The National FCF Scribe is responsible for keeping the national records. He is responsible for correspondences, as directed by the President. He will carry out any other special duties assigned to him by the President. He is a member of the National FCF Committee. He wears the gold eagle insignia.

NATIONAL FCF SCOUTS: These are eight young men who are elected at the Territorial Rendezvous who represent the Young buck membership nationally. They serve a term of two years. These boys are the National FCF Scouts. They will work closely with the National President and will assist him in carrying out the programs and goals of the FCF. They are members of the National FCF Committee and National Royal Rangers Council, and will wear the National Staff Patch, National Scout gorget and the National Scout name tab.

NATIONAL FCF HISTORIAN: National FCF Historian is responsible for compiling a historical log of the National FCF events and personalities in the nation. He should endeavor to obtain photos and information from the Chapter Historians. He is appointed by the National FCF President. He wears the gold eagle insignia.

NATIONAL FIELD ADVISORS: National FCF Field Advisors are appointed for a two- year term and hold assigned portfolios of various responsibilities. They also serve as members of the National FCF Committee. They wear the gold eagle insignia.

NATIONAL FCF COMMITTEE: This Committee is composed of all the officers that appear on the National Organizational Structure Chart. This includes the National Commander, National President, National Vice-President, National Scribe, National Scouts, National Historian, Territorial Representatives and National Field Advisors. This Committee is charged with the monitoring of the progress of the FCF ministry nationally. It is the body, which initiates and/or approves changes in the national FCF program. Decisions made by this committee are subject to the approval of the National Royal Rangers Executive Committee and/or the National Royal Rangers Council.

TERRITORIAL FCF REPRESENTATIVES: The nation is divided into eight territories. Each Territorial Representative is responsible for the continuing development of the FCF ministry within his territory (region). He will plan, coordinate, and conduct a Territorial Rendezvous every two years. He coordinates and oversees the Wilderness Vigils within his territory. He is a member of the National FCF Executive Committee. He is appointed by the Regional Coordinator, in consultation with (and the approval of) the National FCF President and the National FCF Chairman. His term is two years. He wears the Regional Staff Patch and the gold eagle insignia.

TERRITORIAL FCF SCRIBE: The Territorial FCF Scribe is responsible for keeping the territorial records. He is responsible for correspondences, as directed by the Territorial FCF Representative. He will carry out any other

special duties assigned to him by the Territorial FCF Representative. He is a member of the Territorial FCF Staff and the Regional Staff. He wears the Regional Staff Patch and the silver oak insignia.

TERRITORIAL FCF SCOUT: The Territorial FCF Scout represents the boys of the FCF membership within their territory. He works closely with the Territorial FCF Representative and will assist him in carrying out the programs and goals of FCF in the territory. The Territorial FCF Scout is elected at the Territorial Rendezvous and serves a two- year term. He is a member of the Regional Staff and wears the Regional Staff Patch, Territorial Scout Gorget and Territorial Scout name tab.

CHAPTER CHAIRMAN: The Chairman in the chapter is the District Commander by virtue of his office. The chairman is the senior officer in the fellowship and will chair all chapter business meetings. He is responsible for appointing chapter officers as specified by the Chapter Procedures and Guidelines. He serves as chairman of the District FCF Committee.

CHAPTER FCF PRESIDENT: The President is responsible for the development of the FCF ministry of Royal Rangers in his district. His specific duties are to arrange for public ceremonies and Frontier Adventures within his chapter; to keep local outposts informed of procedures for preparing candidates for FCF, to arrange adequate records of chapter membership and forward this information periodically to the Territorial Representative and the National Scribe; to keep records on the status of each member and inform the Territorial Representative whenever a chapter member is eligible for the Wilderness Vigil; to assist the Territorial Representative and the National FCF President in promoting national and territorial events; to secure and wear an authentic FCF outfit at all FCF activities; to maintain high standards for such FCF areas as membership, ceremonies, events, and activities within his chapter; and to arrange for a special annual FCF outing for the chapter membership, "Trace". The Chapter FCF President may be elected by the FCF membership or may require appointment by the Assemblies Of God District Presbytery. He will chair Chapter FCF Committee meetings in the absence of the chairman. He wears the silver oak leaf insignia.

CHAPTER FCF VICE-PRESIDENT: He is responsible for assisting the Chapter President in carrying out his duties. He will assume the duties of the Chapter President in his absence. He is a member of the District FCF committee. The Chapter FCF Vice President is elected by the FCF membership or may require appointment by the Chapter Chairman and the Assemblies of God District Presbytery. He wears the gold leaf insignia.

CHAPTER FCF SCRIBE: The Chapter FCF Scribe is responsible for keeping chapter records. He will also be responsible for correspondences as directed by the Chapter President or Chairman. The Chapter Scribe is appointed by the Chapter FCF President and the Assemblies of God District Presbytery. His term of office is set in accordance with the Chapter Procedures and Guidelines. He wears the gold oak leaf insignia.

CHAPTER FCF COMPANY CLERK: The purpose of a Chapter Company Clerk is to separate the duties performed by the Chapter Scribe. A Company Clerk would assume the role of Treasurer and the Scribe would assume the role of Secretary. The Company Clerk is appointed by the Chapter FCF President and the Assemblies of God District Presbytery. His term of office is set in accordance with the Chapter Procedures and Guidelines. He must have the recommendation of his Pastor and Outpost Senior Commander. The Company Clerk will wear the Gold Oak Leaf insignia.

CHAPTER FCF SCOUTS: These boys are the boy representatives on the FCF Chapter Staff. They should endeavor to express the viewpoint of the other boys in FCF regarding to plans for events and activities. They also should cultivate friendship and understanding among other members by personal example and any other means. The Chapter Scout and Assistant Chapter Scout are elected by the Chapter Membership. They should complete one full year of active FCF membership before consideration for the Chapter Scout. The term of office is set in accordance with the Chapter Procedures and Guidelines. They may be re-elected if they meet the age requirement.

CHAPTER FCF WILDERNESS REPRESENTATIVE: The Chapter Wilderness Representative makes periodic surveys in his chapter to determine if there are members qualified for Wilderness status. He ensures that all steps and paperwork required are carried through by the Chapter FCF Staff. He assists the Territorial Representative in conducting Wilderness Vigils in the territory or may conduct chapter wilderness vigils if the requirements are met. He must be a Wilderness member, is appointed by the Chapter FCF President and the District Executive Committee and wears the gold oak leaf insignia.

CHAPTER FCF BUCKSKIN REPRESENTATIVE: The Chapter Buckskin Representative position is responsible for promoting advancement among Frontiersman to the level of Buckskin. The Buckskin Representative is appointed by the Chapter FCF President and the District Executive Committee. His term of office is set in accordance with the Chapter Procedures and Guidelines. He must have the recommendation of his Pastor and Outpost Senior Commander. The Buckskin Representative will wear the gold Oak Leaf insignia.

CHAPTER FCF HISTORIAN: The Chapter FCF Historian is responsible for compiling a historical log for his chapter. This log should contain photos and other information about the major FCF events and personalities in his chapter. He should share photos and information with the National Historian. He is appointed by the Chapter FCF President and the District Executive Committee and wears the gold oak leaf insignia.

CHAPTER FCF COMMITTEE: This Committee is composed of the officers that appear on the Chapter FCF Organizational Structure Chart. These include: the Chairman, President, Vice-President, Scribe, Company Clerk, Historian, Wilderness Representative, Buckskin Representative and Scouts. This Committee is charged with monitoring the progress of the chapter and is the body, which initiates and/or approves changes in the FCF chapter program. Decisions made by this Committee are subject to the approval of the Chapter FCF Chairman.

FCF NAME

One of the colorful traditions of the Frontiersmen Camping Fellowship is a frontier or wilderness name chosen by each FCF member. At the Buckskin Ceremony, each candidate will be asked to provide the name he has chosen. FCF names should be characteristic of the individual; his personality, skill, unique talent, or unusual feature. Selecting a Buckskin name is the prerogative of the candidate and is not to be assigned by anyone without the candidate's approval. These names add to the spirit of FCF.

For this reason, much thought and prayer should go into the selecting of your name. Not only should the name characterize you but it should also enhance the theme of FCF as it is used among your brothers. FCF members are encouraged to use their names in referring to one another. This will add flavor to an FCF event and will help to create a special personality. Your name, just like you and your outfit, is a vital witnessing tool.

It is important not to duplicate names within a chapter, or use those already selected by prominent leaders outside your chapter. For this reason, check with your Chapter FCF Scribe as to whether the name you have chosen is available. Be original, take a walk through a few books, read about the colorful heritage of the American frontier; you are sure to find many ideas.

When choosing an FCF name use it to create an opportunity to give glory to God. It is common to have other FCF members attempt to give you an FCF name, but you are the final word on what your FCF name will be. Only you can select a name. Choose it carefully and prayerfully.



Complete the following:

List the FCF name you have selected for yourself. Write a brief description or reason you have selected that name providing any story, meaning, history or heritage associated with it.

FCF Name selected: _____

Description: _____

(Attach additional paper if needed)

FRONTIER SKILL - TRADE

The early frontiersmen developed skillful ability to craft items of trade. This was essential to their survival in the deep frontier. Trading with local inhabitants allowed them to acquire items that they themselves could not make or afford to buy with money. Buckskin candidates are required to have a frontier skill, otherwise known as a "Trade". There are many Trades to choose from within the FCF frontier period. A Trade produces a product that can be exchanged for other goods or trade items. The skill to produce the trade item should be something that you could teach to others.

You must present or demonstrate a sample of your trade item at the Buckskin Advancement Testing. The item does not have to be completed. It is presented for examination only to confirm your efforts to develop your frontier skills. Announcing your selection of a Trade and demonstrating your progress will help to strengthen this important part of FCF in your Chapter and District. Use your skills to promote FCF and bless others with your Trade. See if you can find a scriptural reference in the bible for the Trade you have chosen.

Example: Blacksmithing - In the Bible it talks about how the Lord shapes our lives to what He wants us to be. The same thing a blacksmith does with a raw piece of steel. Using the fire to heat and temper the metal just as God says that the fire of tribulation and trials will do to our lives.

Complete the following section:

List the frontier type Trade you have selected to pursue and develop: _____

List the historical purpose of the Trade: _____

How do you plan to use this trade to minister to others? _____

Scriptural Reference: _____

FCF TOTEM

Many early American frontiersmen had little or no education. They were unable to read or write because of their upbringing in the wilderness. For this reason, identifying marks or symbols, rather than letters, were adopted by many of the colorful men in frontier history. These symbols or marks are known as totems. The frontiersmen placed their totem on their possessions and signed it on papers. Often they became known by these unique symbols or totems.

FCF members are encouraged to develop such an identifying symbol or totem. The Buckskin recognition offers the FCF member the privilege of registering this totem with the chapter thereby reserving this mark for his own, not to be duplicated by others.


Put thought and prayer into the designation of your totem. Use it as a symbol of opportunity to give glory to God. Your totem should be either a representation of your FCF name or a symbol of your Christian testimony.

A form to register your totem is part of your Buckskin Advancement Testing application that is included in this workbook.

Complete following section:

Personal Totem

Provide a picture or sketch of your personal totem design



FCF OUTFITS

A very visible evidence of a Buckskin member in your chapter is their frontiersmen period clothing. As an advancing FCF member, you are encouraged and required to develop and wear a frontier type outfit. It should be patterned after the traditional early frontiersman. Your outfit will only truly be traditional if you research your outfit and put work into it. Research your options and strive for authenticity. Your outfit will add immediate attention and keep alive the colorful characters in this unique period of American history. FCF outfits are a tremendous tool in ministry. They attract people without saying a word. Bystanders are compelled to look and then ask questions about many items that make up your outfit. The skillful use of every item of your outfit will aid in presenting Christ to boys and people that need to hear about the good news of Jesus Christ. Never let your outfit be a hindrance to you or others. It should always be a quality representation of any early Christian frontiersman. Remember, boys like things that are big and colorful. Add things that will purposely get the attention of a boy. A knife, a hat, or something else will often be singled out but use the opportunity to "Reach, Teach, and Keep boys for Christ."

Complete the following section:

THE FCF OUTFIT

List 20 items of clothing or equipment that an American Frontiersman would own or use.

1. _____
2. _____
3. _____
4. _____
5. _____
6. _____
7. _____
8. _____
9. _____
10. _____
11. _____
12. _____
13. _____
14. _____
15. _____
16. _____
17. _____
18. _____
19. _____
20. _____



Place a check in the box by each item that is part of your FCF outfit.

Candidate has a complete FCF outfit.

DATE _____

Preparing for Testing: Use the following Buckskin Testing Evaluation Form to judge your own outfit. This form will be used to score your outfit during Buckskin Advancement Testing.

BUCKSKIN TESTING – OUTFIT EVALUATION FORM

Outfit Item	Max 5 pts Period Authentic	Max 5 pts Appropriate	Max 5 pts Workmanship	Score only in one area			Total Points
				Max 5 pts Handmade by Candidate	Max 4 pts Traded	1 pt Given	
Shirt							
Pants							
Foot gear							
Coat							
Knife (1)							
Tomahawk							
Belt							
Hat							
Accoutrements (1)							
(180 Possible Points) TOTAL POINTS							
FINAL SCORE (20 points maximum) = TOTAL POINTS DIVIDED BY 9							

Period Authentic: Is the item correct for the time period portrayed by the candidate?

Appropriate: Is the item something that would have been carried by the character portrayed even though the item may be accurate to the time period?

Workmanship: Points are scored by assessing the quality of work put into the item. Work does not have to be done by the candidate. This is purely scoring based on the merit of the item. Does the workmanship in construction of the item indicate historically accurate methods and designs? Is the workmanship appealing to the eye?

Hand made by candidate: The candidate should be the primary person to do the work on the item however, it is acceptable to have help in making the item. Score according to the percentage of work completed by the candidate in making the item. 1/10 effort = 1/2 point.

Traded: The candidate is allowed to have traded an item to acquire an item. Only score high on this section if the item that was traded away was an item that was handmade by the candidate. Score according to the percentage of work completed by the candidate in making the item that was traded for the exchange. 1/10 effort = 1/2 point. Money exchanged for items should not score more than 4 points. Gifted items that were traded to acquire the item should score only 1 point.

Given: Items that were given to the candidate are scored 1 point for having the item. Any item whose design is clearly out of era will not receive points.

THE FCF IDENTIFICATION STAFF


When out on the prairie or in the wilderness, a man needed to know whose camp he was entering. The only way to know if the camp was friendly was to know the owner by his identification staff placed in camp.

Take pride in the construction, the originality, and the special items designed into your staff. Put yourself personality and presentation into the making of your Identification staff. Use your ID staff to record and represent the memories you will make while in the FCF. The ID staff is like your totem. You will be identified by this addition to your outfit and symbol of your presence at a camp. Indicate the number of years you have been in FCF by placing a color ring, yarn, beads or other designation on your ID staff. Refer to the FCF Handbook for examples of Identification staffs.

Complete the following section:

IDENTIFICATION STAFF

Use the space at the right to create a sketch or place photograph of your Identification staff. Indicate the meaning of each symbol or addition to your staff.



Candidate has a completed FCF Identification staff DATE _____

SAFETY PRECAUTIONS

As a Buckskin member you will be asked to participate in activities and demonstrations. These include council fires, hawk and knife throwing and black powder shooting. Always remember that safety is of the most importance.

When having activities around a council fire, use these precautions:

1. The area around the council fire must be clear of combustible materials.
2. No one throws or pours combustible fluids on the fire to "get it going."
3. Acting parts, entrances, exits, etc. are rehearsed in the daylight in advance. All rocks, branches, etc. that the participants or audience could trip over need to be removed.
4. No participants are to carry black powder anywhere in the council fire area. If a powder horn is a part of a participants outfit, IT MUST BE EMPTY.

Buckskin members are responsible to oversee that safety procedures are adhered to in Knife and Hawk competitions and demonstrations and around all practice areas during FCF events. Study these safety precautions carefully and be prepared to implement them when asked.

When using or demonstrating tomahawks and knives use the following precautions:

1. The throwing area should be set out of the way of campsite traffic.
2. Marker signs, red flags, or rope should be used to indicate the throwing area.
3. If possible, have the throwing targets in front of a hill or safe backdrop.
4. Space targets 15-20 feet apart for safety in retrieving hawks or knives.
5. Two FCF members should supervise the throwing areas for safety.
6. Sharp knives or hawks with exposed blades should never be on your outfit, since boys like to touch these.

Wilderness members are responsible to oversee safety for Black Powder events. Buckskin members may be asked to assist in making sure safety is adhered to during an event. Study these safety precautions and be prepared to implement them when asked.

When using or demonstrating black powder rifles use the following precautions:

1. FCF members are required to have a Black Powder Shooter's Card, issued by either the National Rifle Association or the National Muzzle Loading Rifle Association (NMLRA), before permitted to use a black powder rifle at a Royal Rangers event. This is the requirement to earn the Silver black powder merit. Classes and instructions in safety are available to you from your chapter. Contact your Chapter Staff if you have any question considering this area of FCF Safety rules for the use of these rifles are taught in the class required for the Shooter's card. Also review the rules in the FCF Handbook.
2. NMLRA safety precautions will be followed at all FCF or Royal Ranger events.
3. Basic Safety Rules (NMLRA rules must also be adhered)
 - All black powder muzzleloader events must have a range officer on duty
 - Loading, firing and retrieving of targets will only be performed when instructed by the range officer
 - All loading of muzzleloaders must be performed at the firing line
 - Muzzles are to be kept pointed down range at all times
 - Loaded firearms are permitted only on the firing range, never in camp areas
 - Safety glasses and hearing protection will be worn at all times on or near the range

The Candidate has read and will comply with these safety requirements. Initials _____

TRAPPER'S BRIGADE

POLICIES AND PROCEDURES

The purpose of the Trappers Brigade is to promote Christian service among the FCF members by encouraging their involvement and participation in service to their church and fellowman. The Trappers Brigade encourages the involvement of FCF members not only in their local church, but also in their community (e.g., needs, projects, and organizations), in this way extending their Christian influence and testimony. The Trappers Brigade also encourages the involvement of FCF members in service world-wide including missions and civic duty.

TRAPPERS BRIGADE REQUIREMENTS

To participate in the Trappers Brigade program an FCF member:

- Must be in good standing with his FCF chapter
- Must have paid his current and previous year's dues
- Must have participated in one-half of the district FCF activities during the current and previous year
- Must be actively involved in his local church and Royal Rangers outpost

The FCF member need not have received his Buckskin or Wilderness status to qualify.

SERVICE POINTS

Service points are accumulated when an FCF member volunteers his time (with no consideration for wages) in church, in community projects, in special needs organizations, or in humanitarian acts. He will receive one-half point per hour of service done within the community where he resides. For volunteer work done outside of his local setting, he will accumulate one point per hour of service, not counting travel time. He continues to add his total points together even after he has attained the next step. Projects are determined by the Chapter FCF Trappers Brigade Authorization Committee.

SERVICE PROJECTS

Within the local church, service projects may include mowing the church lawn; visiting the sick; serving as an usher; teaching or helping in Sunday school; participating in youth, bus, or music ministry; doing office work or printing; and participating in missions emphasis, fund-raising, clothing, or food drives.

Within the local community, projects may include helping families who have lost their homes because of a disaster (e.g., fire, tornado, or flood); assisting needy people or children's groups; or working at a hospital, library, service center, voter registration drive, city recreational facility, juvenile detention center, the Big Brothers organization, or the Boys Club.

Outside the local setting, the member may accumulate points (not counting travel time) for missionary trips with MAPS (Missions Abroad Placement Service), FCF Pathfinder missions projects, missionary trips with AIM (Ambassadors in Missions), Convoy of Hope projects, AGHM (Assemblies of God Home Missions) projects, AGWM (Assemblies of God World Missions) projects, Care Corps projects, U.S.O. (United Service Organizations) projects, disaster assistance, search-and-rescue missions, etc. Check with your District Commander or Chapter President for other considerations.

STEPS OF RECOGNITION

The three steps of recognition and the accumulated points needed to attain them are as follows:

- Company Trapper-20 total points
- Bourgeois (pronounced boohz-wah') - 60 total points
- Free Trapper-120 total points

For each additional thirty points earned, the Free Trapper will receive a numeral to be placed on his Trapper Medal.

The Chapter FCF Trappers Brigade Authorization Committee will review the points tabulated by the FCF members who qualify for recognition pins. Each FCF member needs to complete an application and be interviewed by the committee. During the interview the FCF member will share the details of his service project. Pictures, letters, artifacts, items of interest, and things learned, enjoyed, or experienced should all be shared when meeting with the committee.

Young Bucks must complete the service under the supervision of an adult leader. The leader may be a pastor, youth leader, commander, community leader, missionary, district official, project coordinator, coach, parent, or any other adult who can sign the application and verify what was done by the applicant.

Old-Timers may earn points in two ways: through service and through supervising Young Bucks during their Trappers Brigade service projects. The Old-Timer will earn five points for each step of recognition completed by a boy he has supervised. The Old-Timer must sign the Young Buck's application as his supervisor and send appropriate comments with the application. He must also participate with the Young Buck and organize and motivate the Young Buck's participation to complete the service

Complete the following section:

List and describe three possible projects that you could participate in within the next six months to earn your twenty (20) points for Trappers Brigade Company Trapper.

1. Project: _____


Description: _____

2. Project: _____

Description: _____

3. Project: _____

Description: _____



RECALLING THE FCF PLEDGE

Write the FCF pledge from memory without the using the Handbook.

I am willing to live by this statement above. I pledge myself, abilities, time and talents to FCF.

SIGNED _____ DATE _____

Candidate can recite the FCF pledge from memory

WITNESS _____ DATE _____

RECALLING THE FCF SYMBOL

Write what the five logs represent to keep alive the spirit of FCF.



1. _____
2. _____
3. _____
4. _____
5. _____

The light represents _____ (warmth), _____
_____ (light), and _____ (usefulness).

Candidate can recite the FCF symbol from memory

WITNESS _____ DATE _____

RECALLING THE PURPOSES OF FCF

List what you can recall of the 6 purposes of the Frontiersmen Camping Fellowship. Refer to page 7.

1. _____

2. _____

3. _____

4. _____

5. _____

6. _____

APPLYING THE SPIRIT OF FCF

The Frontiersmen Camping Fellowship endeavors to develop in each member the same courageous and undaunted spirit of the early frontiersman. High morals and contagious enthusiasm are developed by urging each member to strive to achieve five important things. List the vital goals (the logs) and set goals of how you wish to build these in your life as a Buckskin member. Refer to page 7.

1. _____ I will _____

2. _____ I will _____

3. _____ I will _____

4. _____ I will _____

5. _____ I will _____

KNOWING THE FCF ORGANIZATIONAL STRUCTURE

1. What is the name of your FCF Chapter? _____

2. List the names of each officer of your FCF Chapter.

Chairman _____

President _____

Vice-President _____

Scribe _____

Scout _____

Assistant Scout _____

Wilderness Representative _____

Buckskin Representative _____

Historian _____

FCF Staff List Completed DATE _____ VERIFIED _____

3. List the names of the eight territories that comprise the geographical divisions of the National FCF organization.

1. _____

5. _____

2. _____

6. _____

3. _____

7. _____

4. _____

8. _____

4. List the names for the following positions:

National FCF Chairman _____

National FCF President _____

National FCF Vice-President _____

National FCF Scribe _____

National FCF Historian _____

Territorial FCF Representative _____

5. List the name of the Territory in which you reside. _____

PREPARING FOR BUCKSKIN ADVANCEMENT TESTING

The following procedures detail the process of the Buckskin Advancement Testing. This will raise the proficiency level of the Frontiersmen and provide a preview of the skills needed for Wilderness advancement. The Buckskin Testing Day is designed to teach additional Frontiersmen skills and require the candidate to demonstrate proficiency in order to score points. Candidates must finish the Buckskin Workbook before participation in the Buckskin Advancement Testing. Along with the Buckskin Workbook, a complete outfit, ID staff, and a trade item must be brought to the Buckskin Advancement Testing to be evaluated and scored toward achieving the required points to advance to Buckskin. Candidates should practice basic Frontiersmen skills learned in the Frontier Adventure before attempting to pass a Buckskin Advancement Testing. Buckskin testing will be conducted by Buckskin and Wilderness members. Scoring is divided into 9 areas. A candidate must score at least 70 total points to advance to Buckskin.

SCHEDULE

Candidate Check-in (Candidate is expected to have eaten before arriving)

- Trade item turned in for evaluation
- Buckskin Workbook, I.D. staff and outfit evaluated
- Memorization Tested
- Knife and Hawk safety class
- Hawk and knife throw
- Primitive Cooking Instruction
- Primitive Meal – Cooked by Candidate, Flint and Steel evaluation
- Buckskin Ceremony

EVALUATION

1. Flint and Steel

Objective: To determine proficiency with flint and steel

Event Description: A candidate must use a piece of flint and steel striker. Tinder will be supplied. All tinder given to the candidates must be the same material.

Scoring: Time required to bring to flame

10 points	20 seconds or less
8 points	30 seconds or less
6 points	40 seconds or less
4 points	50 seconds or less
2 points	60 seconds or less
0 point	Higher than 60 seconds

2. Tomahawk

Objective: To determine proficiency and accuracy with a primitive style tomahawk

One point for every successful stick of the tomahawk

Event Description: Candidate must use a primitive style tomahawk. He will be given 15 tries to stick his tomahawk. Pacing off is allowed only once. Each throw must stay lodged in the target for at least 5 seconds to count for a point. Tomahawk must make one revolution. A standard 18" to 24" diameter round will be used.

Scoring: One point for every successful stick of the Tomahawk – Maximum of 10 points

3. Knife

Objective: To determine proficiency and accuracy with a primitive style throwing Knife

Event Description

Candidate must use a primitive style knife. He will be given 15 tries to stick his knife. Pacing off is allowed only once. Each throw must stay lodged in the target for at least 5 seconds to count for a point. Knife must make one revolution. Knives must be thrown by the handle and are not allowed to have double-edged blades. A standard 18" to 24" diameter round will be used.

Scoring: One point for every successful stick of the knife – Maximum of 10 points

4. Outfit

Objective: To determine the candidate’s effort and knowledge level exhibited by his FCF outfit

Event Description: Candidate must wear his own outfit items to the evaluation and cannot borrow items from other FCF members. He will be judged by the following score sheet.

Scoring: Use Buckskin Testing – Outfit Evaluation Form – Maximum of 20 points

5. FCF Memorization

Objective: To determine the candidate can recite from memory; the pledge and the meaning of the FCF symbol.

Scoring: Candidates will receive a score according to the point schedule below.

- FCF Pledge 5 points
- FCF Symbol 5 points

6. Trade Skills

Objective: To determine if the candidate has successfully developed a trade

Scoring: Candidates must present an item from his trade and be scored

List Trade Item	Max 5 pts Period Authentic	Max 5 pts Appropriate	Max 5 pts Workmanship	Max 5 pts Handmade by Candidate	Total Points
(20 Possible Points) TOTAL POINTS					
FINAL SCORE = TOTAL POINTS DIVIDED BY 2 (Maximum points 10)					

7. ID Staff

Objective: Evaluate the candidate’s effort in creating an ID Staff

Scoring: Candidates will be scored on the quality of workmanship, resourcefulness and design.

ID Staff	Max 5 pts Quality	Max 5 pts Properly sized and Constructed	Max 5 pts Totem and Service Rings	Max 5 pts Extra Effort Points	Total Points
(20 Possible Points) TOTAL POINTS					
FINAL SCORE = TOTAL POINTS DIVIDED BY 2					

8. Buckskin Workbook

Objective: Review and evaluation of candidate’s completed workbook.

Scoring: Candidates will be scored on the completeness and thoroughness in finishing the Buckskin Workbook.

Buckskin Workbook	Max 10 pts Complete	Max 10 pts For thoroughness	Total Points
(20 Possible Points) TOTAL POINTS			
FINAL SCORE = TOTAL POINTS DIVIDED BY 2			

9. Primitive Meal and Cooking

Objective: To cook and eat primitive foods with primitive cooking methods

Scoring: Candidates will be scored on the use of methods taught to them and the quality of the cooked meal. Candidates will cook a primitive meal under the guidance of an instructor. Candidates will use the items provided.

Meal Items	Max 5 pts Proper fire type chosen	Max 5 pts Proper cooking method	Max 5 pts Quality of meal	Max 5 pts Meal Presentation	Total Points
(20 Possible Points) TOTAL POINTS					
FINAL SCORE = TOTAL POINTS DIVIDED BY 2					

Buckskin Candidate Checklist

1. Outfit / Accoutrements
2. Flint and Steel
3. Throwing knife
4. Buckskin Workbook
5. Silence Stick
6. Tomahawk
7. ID Staff
8. FCF Handbook
9. Hand made trade item
10. Period correct cup, plate and utensils



FRONTIERSMEN CAMPING FELLOWSHIP OFFICER PROCEDURES AND GUIDELINES



SUBJECT	SECTION
6.2.2 BUCKSKIN WORKBOOK	APPLICATION FOR BUCKSKIN TESTING

Please Type or Print

Name _____ Birth date m ____ d ____ y ____ Age ____

Address _____

City _____ State _____ Zip Code _____

Email _____

Home Phone _____ Business Phone _____

Church Name _____ Church Phone _____

Outpost # _____

Church Address _____

City _____ State _____ Zip Code _____

1. I have completed the Buckskin Workbook (date) _____

2. I have filled out the Buckskin Candidate Information on page 4 of the Buckskin Workbook (date)

Endorsements

Are you presently a member in good standing in your church? _____

Pastor's endorsement/comments:

Pastor's Signature _____ Date: _____

Phone _____ Email _____


Additional Signature _____ Date: _____

Specify relationship (ie Senior Commander, Outpost Commander, Sectional Staff, etc.)

Phone _____ Email _____

Personal Totem

Picture or sketch of personal totem design



Name _____

Selected FCF Name _____
(please print)

Date Application made: _____
(date mailed)

(SIGNATURE OF FCF MEMBER MAKING APPLICATION)

**SEND THIS FORM TO YOUR CHAPTER BUCKSKIN REP.
AT LEASE ONE MONTH BEFORE TESTING DATE
KEEP A COPY FOR YOUR FILES**

Chapter Use Only	
Accepted: _____ (date)	Rejected: _____ (date)
Information letter sent : _____ (date)	
_____ By: (Signed by District FCF Officer)	

THE BUCKSKIN CEREMONY

The purpose of the Buckskin Ceremony is to give public recognition to those members who have advanced. It also gives the membership an opportunity to hear the new Buckskin member express his faith, goals and desires for the Chapter. The membership will learn the Buckskin member's FCF name and why that name was chosen.

The Buckskin candidates will be called one at a time to stand before the tribunal. You and your sponsor will approach the tribunal and stand in the center of the gathering of Frontiersmen, Buckskin, and Wilderness members, all arranged according to their advancement rating. You will face the chairman of the tribunal (usually your chapter President). Your sponsor will speak a few words to the tribunal and will mention your accomplishments, completion of requirements, selected frontier-type skill, and your chosen name. The chairman will ask you questions about the purpose of FCF, your personal goals for yourself and the chapter. After the questioning, the chairman will ask for anyone who knows a reason why you should not advance to Buckskin membership. With no dissenting reasons, the tribunal chairman will conduct you through a ceremonial presentation. The chairman will recognize you and the other Buckskin candidates as "Buckskin Members" of your chapter and FCF.

POST CEREMONIAL OBLIGATIONS AND PRIVILEGES


As a Buckskin member, you are now entitled to wear the Buckskin Advancement pin on your Royal Rangers uniform. This recognizes you as an advancing FCF member. Recognition as a Buckskin member comes with additional responsibilities.

You will be responsible for continuing your advancement. You should also encourage others to continue in their advancements. Most FCF officer positions in your Chapter, whether elected or appointed, come from among the ranks of the Buckskin and Wilderness members. You should begin to serve your Chapter now by volunteering and helping your leaders in the performance of their duties. FCF can only grow and move ahead as the membership supports those in leadership in the Royal Rangers ministry.

Jesus said, "The greatest among you is the one who is the servant of all" (Matthew 23:11). Live to that ideal.

Begin now to purpose in your heart to provide acts of kindness and service to your Pastor, church leadership, Chapter officers, District staff, Sectional leaders and all those you come in contact with throughout your life.

You stand apart as a Buckskin member. You are to be an example of leadership and advancement in your local Chapter and Outpost. Encourage other members and make it your responsibility to pray for your brothers in Christ.



PREPARING FOR WILDERNESS

When you complete the Buckskin Workbook you will be ready for Buckskin Advancement Testing. You will soon be a Buckskin member. After you have successfully completed your advancement to Buckskin, you can set your goal towards Wilderness and the Wilderness Vigil. The Wilderness Vigil is conducted to test the skills and knowledge of a very skilled FCF member. You will need to master basic frontier skills and demonstrate self-sufficiency in a wilderness setting. The Vigil is also a time for the candidate to be alone with the Lord and to seek His will and guidance. It can be one of the most significant spiritual times in a Royal Ranger's life.

When you attain Buckskin you will have completed a very important step in your advancement trail. You will have proven to yourself and others that you have gained knowledge, skills and made the commitment to be a greater servant to all those around you. We encourage you to stay on the advancement trail and attain the level of "Wilderness" member. This will require much more preparation and dedication to achieve this level of advancement. Take a moment to review the requirements for advancement to Wilderness. We are confident that you will join the prestigious group of Wilderness members in your Chapter and take a seat among those worthy to be called "Wilderness".

Both Boys and Leaders

- Earn the following Merit Awards:



Christian Service



Wilderness Survival



Primitive Snares



Primitive Shelters

- Complete the Wilderness Workbook

Boys Only

- Earn Silver Medal or second Expedition Rangers Medal
- Sponsor a boy into FCF
- Participate in at least two Frontier Adventures and be an active member in good standing for at least two years.

Leaders Only

- Attend a National Training Camp
- Sponsor additional boy into FCF
- Participate in at least four Frontier Adventures and be an active member in good standing for at least two years.

Both Leaders and Boys

After earning the additional four required merits and other listed requirements, submit your application for advancement for Wilderness to the district FCF office. Complete the Wilderness Workbook and wear the "Wilderness Pouch" until the Vigil is completed. After successfully completing the Wilderness Vigil you will be awarded your Wilderness pin during a special ceremony.